

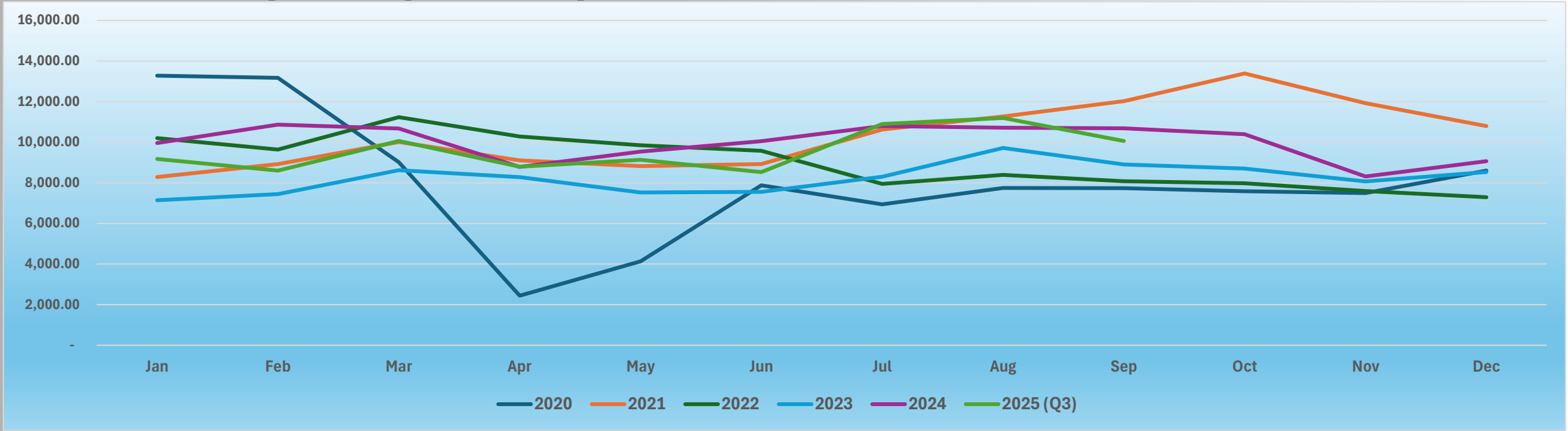
SRI LANKA LOGISTICS & FREIGHT FORWARDERS ASSOCIATION

2025 – Q3 STATISTICS

**SOURCE : SRI LANKAN AIRLINE
SLPA**

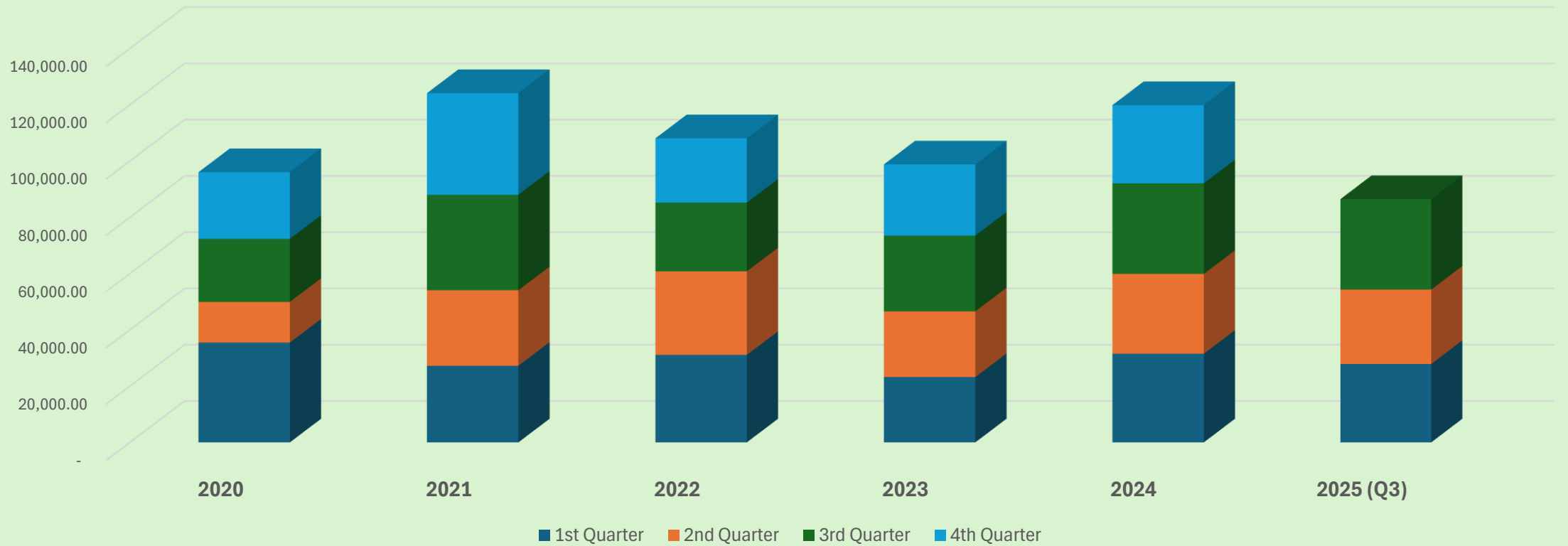


Total Air Exports (In Tons) - Month on Month



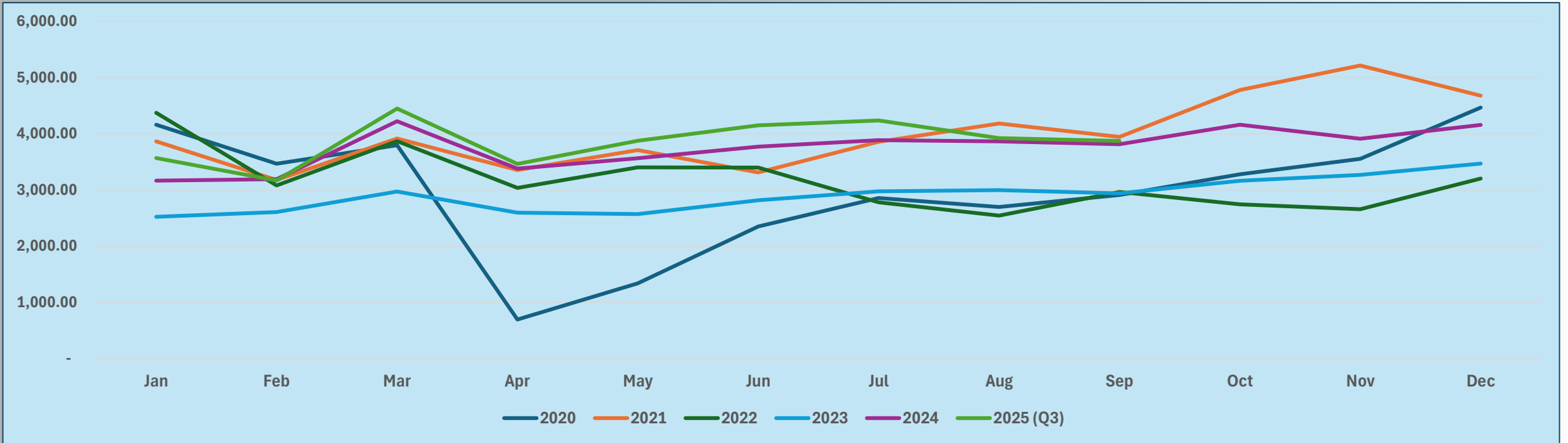
Month	2020	2021	2022	2023	2024	2025 (Q3)
Jan	13,279.38	8,286.47	10,207.39	7,143.05	9,960.17	9,175.35
Feb	13,174.61	8,925.35	9,634.57	7,444.76	10,867.41	8,600.88
Mar	9,016.18	10,010.79	11,235.13	8,617.84	10,676.32	10,060.54
Apr	2,440.22	9,101.77	10,285.85	8,277.48	8,786.09	8,795.70
May	4,135.50	8,820.02	9,851.76	7,526.58	9,539.18	9,135.51
Jun	7,876.50	8,929.19	9,576.66	7,552.83	10,049.00	8,529.09
Jul	6,944.16	10,624.76	7,945.45	8,301.19	10,794.64	10,898.25
Aug	7,744.63	11,272.76	8,390.29	9,717.79	10,719.36	11,194.26
Sep	7,733.17	12,028.00	8,075.45	8,906.63	10,685.98	10,060.30
Oct	7,581.66	13,388.62	7,980.28	8,703.21	10,395.86	
Nov	7,494.98	11,925.73	7,593.82	8,066.42	8,314.21	
Dec	8,597.94	10,795.49	7,291.88	8,528.15	9,065.00	
Total	96,018.92	124,108.95	108,068.53	98,785.92	119,853.22	86,449.88

Total Air Exports (In Tons) - Quarterly



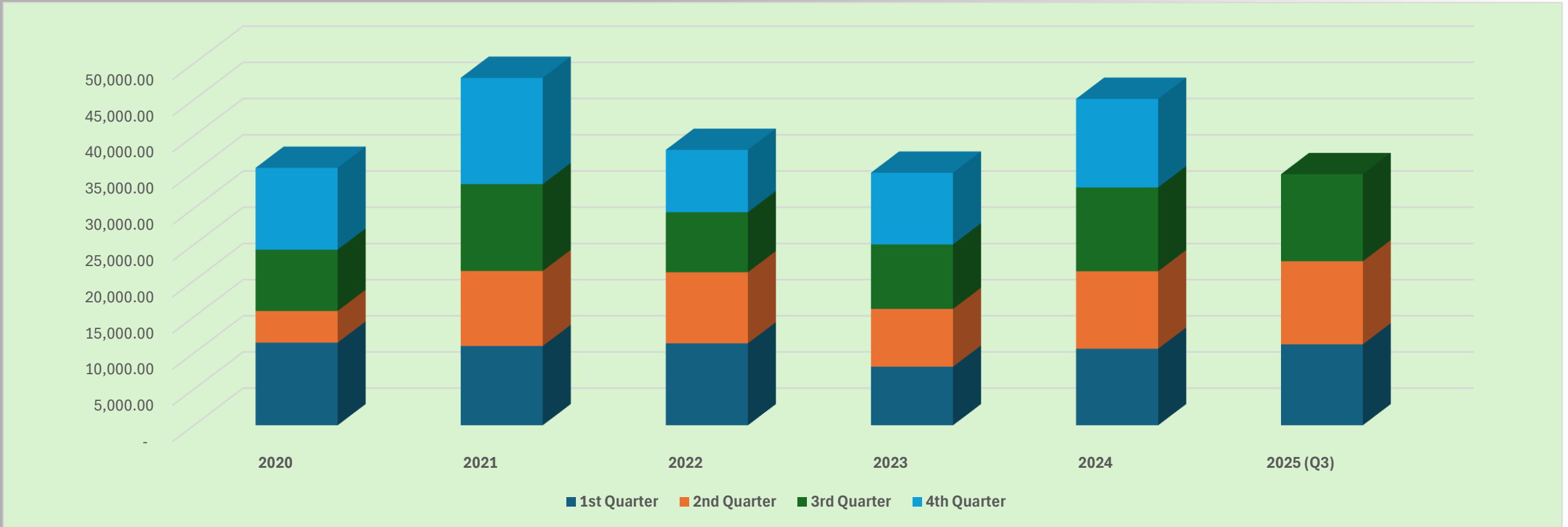
	2020	2021	2022	2023	2024	2025 (Q3)
1st Quarter	35,470.17	27,222.61	31,077.09	23,205.65	31,503.90	27,836.77
2nd Quarter	14,452.22	26,850.98	29,714.27	23,356.89	28,374.27	26,460.30
3rd Quarter	22,421.96	33,925.52	24,411.19	26,925.61	32,199.98	32,152.81
4th Quarter	23,675.47	36,109.84	22,865.98	25,297.77	27,775.07	
Total	96,019.82	124,108.95	108,068.53	98,785.92	119,853.22	86,449.88

Total Air Imports (In Tons) - Month on Month



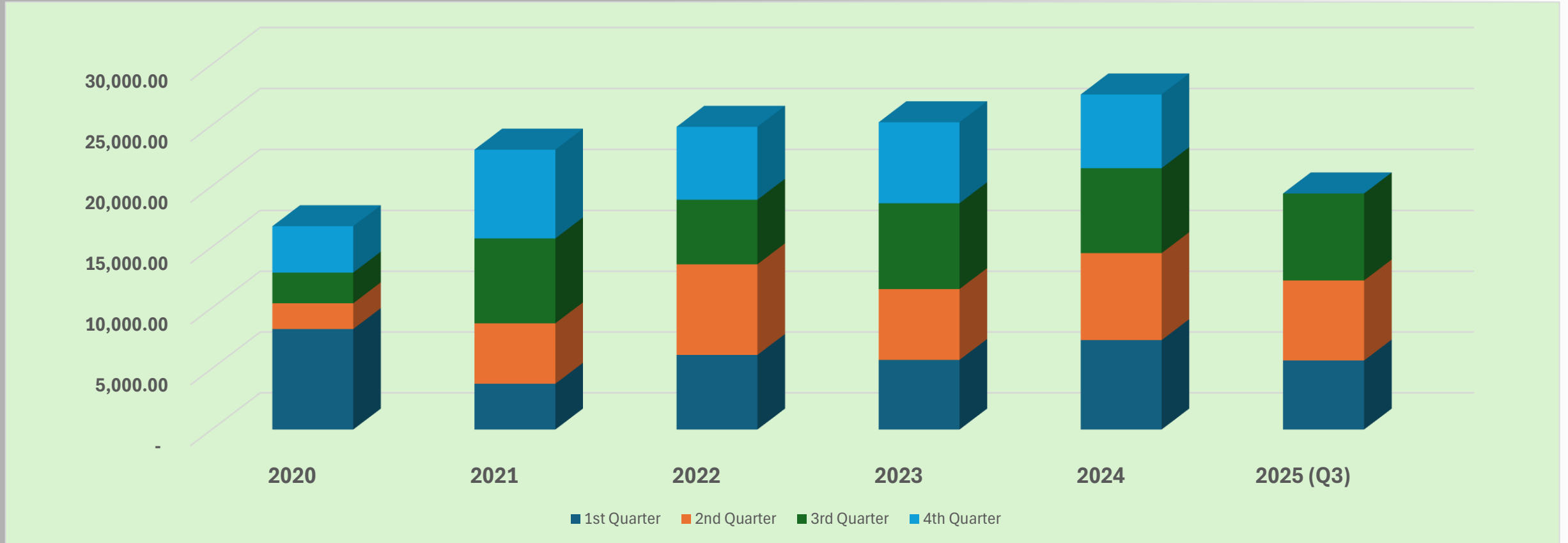
Month	2020	2021	2022	2023	2024	2025 (Q3)
Jan	4,163.02	3,865.25	4,373.74	2,522.41	3,166.00	3,569.17
Feb	3,467.65	3,177.57	3,081.75	2,608.16	3,193.22	3,168.56
Mar	3,797.24	3,914.50	3,870.15	2,971.05	4,223.51	4,449.37
Apr	693.71	3,353.93	3,036.41	2,596.85	3,381.48	3,462.66
May	1,337.94	3,711.17	3,401.47	2,570.28	3,563.49	3,874.42
Jun	2,348.74	3,312.30	3,397.17	2,816.53	3,770.55	4,149.15
Jul	2,855.98	3,859.50	2,781.64	2,976.63	3,888.44	4,237.02
Aug	2,698.05	4,182.14	2,543.83	2,998.65	3,866.55	3,921.49
Sep	2,911.15	3,943.50	2,964.78	2,937.76	3,814.65	3,871.17
Oct	3,280.80	4,778.13	2,743.05	3,162.02	4,160.66	
Nov	3,553.66	5,215.43	2,656.84	3,266.76	3,910.74	
Dec	4,466.68	4,678.77	3,203.43	3,469.85	4,156.38	
Total	35,574.62	47,992.19	38,054.26	34,896.95	45,095.67	34,703.01

Total Air Imports (In Tons) - Quarterly



	2020	2021	2022	2023	2024	2025 (Q3)
1st Quarter	11,427.91	10,957.32	11,325.64	8,101.62	10,582.73	11,187.10
2nd Quarter	4,380.39	10,377.40	9,835.05	7,983.66	10,715.52	11,486.23
3rd Quarter	8,465.18	11,985.14	8,290.25	8,913.04	11,569.64	12,029.68
4th Quarter	11,301.14	14,672.33	8,603.32	9,898.63	12,227.78	
Total	35,574.62	47,992.19	38,054.26	34,896.95	45,095.67	34,703.01

Total Air UL - Transshipments (In Tons) - Quarterly



	2020	2021	2022	2023	2024	2025 (Q3)
1st Quarter	8,268.10	3,765.80	6,138.50	5,727.79	7,355.90	5,679.25
2nd Quarter	2,116.45	4,971.26	7,451.95	5,826.12	7,152.24	6,583.13
3rd Quarter	2,523.14	6,979.09	5,300.03	7,052.71	6,971.13	7,142.95
4th Quarter	3,809.29	7,279.38	5,981.29	6,637.09	6,045.89	-
Total	16,716.98	22,995.53	24,871.77	25,243.71	27,525.16	19,405.33